


UNBEATABLE OEM AFTERMARKET SERVICES THAT MAKE THE DIFFERENCE

Mold-Masters® MasterCARE™ aftermarket services are more than just spare parts. MasterCARE personnel are your service partners that provide rapid global support with a range of specialty services designed to maintain part quality, maximize uptime and minimize unscheduled interruptions. Experience the difference OEM service makes. Contact MasterCARE today to unlock your operations full potential.



SPECIALTY SERVICES

AFTERMARKET ADVISORY SERVICES


- Analysis to assist in effective inventory management.
- Identifies and recommends common high wear parts across all Mold-Masters systems at customers' plant(s).
- Ensures customers have the right mix of parts on hand to support production and maximize uptime.

PRE-SCHEDULED REFURBISHMENT AGREEMENTS

- Pre-scheduling allows for rapid turnaround.
- Guaranteed lead times.
- Restore your molds performance to "like new" condition.
- Extend the production life of your hot runner system.
- More economical than the cost of a new hot runner system.
- Full range of services available including cleaning, repairs, testing, measuring and reporting.
- Discounts and rebates available for those who qualify.

PREVENTATIVE MAINTENANCE SERVICE AGREEMENTS

- MasterCARE takes ownership of maintenance.
- Guaranteed uptime.
- Improve your productivity.
- Control costs.
- Discounts available for those who qualify.



PM SERVICE AGREEMENTS

Easy as 1, 2, 3.

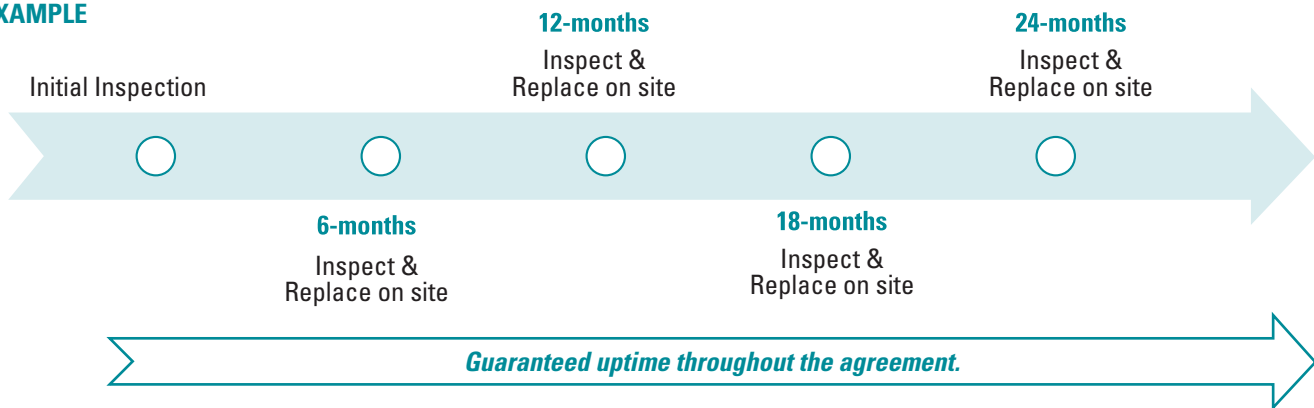
STEP 1: Select the system(s) to be maintained.

STEP 2: Select Spare Part Coverage and Stocking Type (Limited/Comprehensive* and inventory held at Customer/Mold-Masters).

STEP 3: Determine Maintenance Schedule (4/6/12mths or other).

*Limited = common high wear items only. Comprehensive = high wear items + select non-wear items.

EXAMPLE



LOST PRODUCTIVITY IS EXPENSIVE AND IMPOSSIBLE TO RECOVER

Nominal Production (Full Cavitation-100%)	
# of Parts per Year	362,880,888
# of Parts per Month	30,240,000
Current Production (Partial Cavitation-97%)	
# of Parts per Year	351,540,000
# of Parts per Month	29,295,000
Lost Production (Annual)	11,340,000
Lost Profit (Annual @ 5¢ each)	\$567,000

Cap & closure application. Above calculation doesn't take into account (1) unplanned downtime and (2) scrap.

NORTH AMERICA CONTACTS:

Refurbishment Agreements
248-544-5710
returns@moldmasters.com

Advisory/PM Service Agreements
905-877-0185 x477
mastercare-na@moldmasters.com

STRATEGIC LOCATIONS TO SERVE YOU BEST

AMERICAS

Canada

233 Armstrong Avenue
Georgetown, ON., L7G 4X5

Mexico

Circuito El Marques norte #55
Parque Industrial El Marques
El Marques, Queretaro C.P. 76246

USA

29111 Stephenson Highway
Madison Heights, MI., 48071

Brazil

R. James Clerk Maxwell,
280 – Techno Park, Campinas
São Paulo, Brazil, 13069-380

To learn more visit:

www.milacron.com/services/mold-masters