

SERVO ELECTRIC VALVE GATE

A servo driven system that provides absolute control and precision over individual valve pin opening and closing actuation profiles. Fully adjust pin position, acceleration, velocity, stroke, timing and sequence. Critical capabilities that greatly enhances molded part quality for demanding applications. Available for all applications including large automotive parts.

KEY FEATURES

INDIVIDUAL SERVO MOTORS

- Allows for independent adjustments of each valve pin.
- Superior repeatability, process stability and reliability.
- High powered for compatibility with any application.

PRECISE CONTROL


- Adjust valve pin positions in increments of 0.01mm.
- Actuate with immediate reaction times.
- Individual cavity shut-off capabilities.

MULTI-STEP OPEN/CLOSING PROFILES

- Optimize resin flow and balance to improve part quality.
- On-The-Fly fully adjustable opening and closing actuation variables.
- Adjust pin speed throughout each cycle.
- Helps to eliminate visual imperfections like weld lines, hesitation marks and more.

NEW COMPACT 2ND GENERATION MOTOR

- Direct drive design eliminates mechanical complexity and minimizes cut-out requirements.
- Motor Height Reduced by 48% (now only 90mm high).
- Interchangeable with Hydraulic cylinders.
- Minimal maintenance requirements.



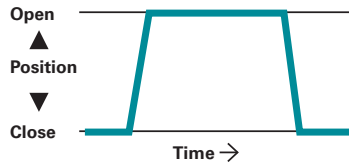
FusionG2 hot runner system with SeVG+ actuator motors.



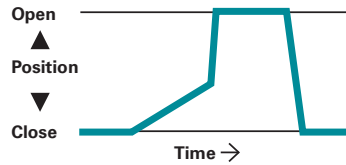
SeVG+ Contoller

PROGRAMMABLE VALVE PIN MOVEMENTS

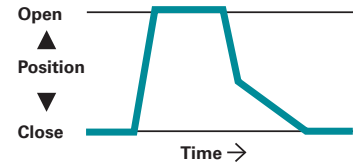
Conventional Open → Close



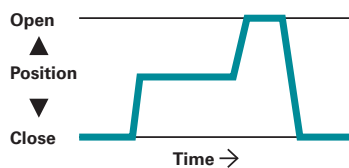
Slow Open → Fast Open



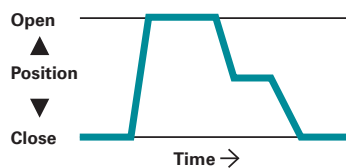
Fast Close → Slow Close



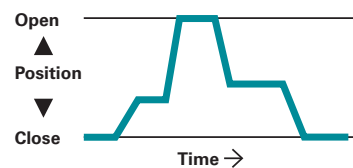
Intermediate Open Position



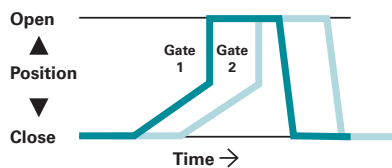
Intermediate Close Position



Complex Movements



Sequential (Timing & Triggers)

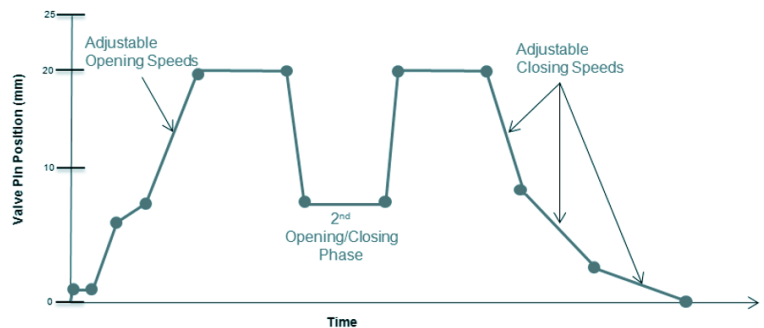


BENEFITS INCLUDE:

- Flow front speed stabilization.
- Balance control (including differential).
- Packing control (including differential).
- Extended service life of components.

PROGRAMMABLE MULTI-STEP ACTUATION PROFILES

- Allows for a wide range of actuation control flexibility including complex movements within each cycle.
- Program up to (10) Multi-Step Motion Profiles.
- Each step can have individual set-ups (including 2nd Opening/Closing movements).



SPECIFICATIONS

Actuation Motors	Servo (Electric)
Closing Force (Max)	5,000 N
Valve Pin Ø Range	2.5 mm - 9.5 mm
Nozzle Shot Range (g)	<1 - 5,000+
Valve Pin Styles	Cylindrical or Tapered
Valve Pin Stroke	0 - 18 mm
Valve Pin Speed (Max)	80 mm/s
Position Accuracy	0.01 mm
Actuation Timing	0.01 s



COMPATIBLE HOT RUNNER SYSTEMS:

- Fusion-Series G2
- Dura+
- Master-Series
- Summit-Series

OPTIONS:

- Integrated TempMaster Hot Runner Temperature Control.

