

PRECISION TEMPERATURE CONTROL FOR 2-ZONE HOT SPRUE APPLICATIONS

The MT platform combines essential features with advanced APS Technology for precision temperature control and essential protection features. Powerful performance from a compact unit that helps improve part quality and minimize scrap. Optimize the performance of any hot runner system and unlock your operations full potential with TempMaster.

KEY FEATURES

INTUITIVE TOUCH SCREEN COLOR DISPLAY

- Simple, user friendly interface.
- Allows for immediate familiarization.
- Monitor (2) zones at once.
- Continuous display of % power and current.

2Z-15A CONTROL CARD

- On-board heater and thermocouple fuses.
- Eliminates excess wiring and improves accessibility.
- Servicing is quick and easy, minimizing downtime.

COMPACT CABINET DIMENSIONS

- Preserves valuable space.
- Can be placed almost anywhere.

DURABLE INDUSTRIAL DESIGN

- Metal enclosure and heavy duty connectors.
- High reliability.

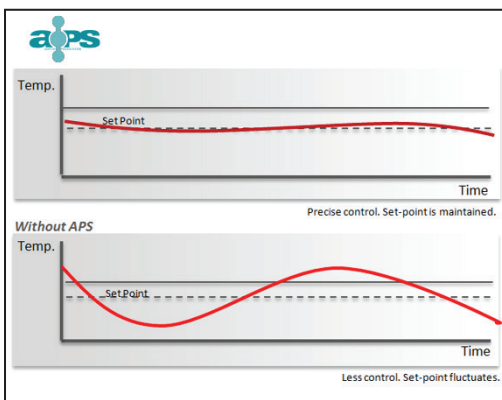
2-YEAR WARRANTY

- Purchase with confidence.
- Supported by our global support network.

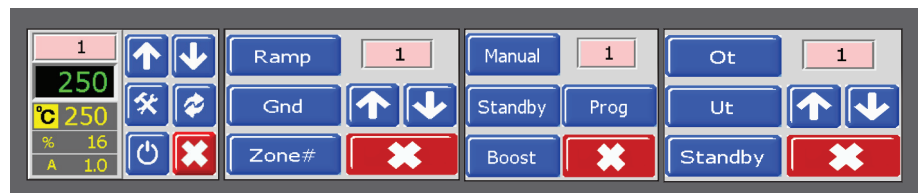


View

- Temperature
- Set Point
- Current (A)
- Power (%)



SIMPLE TOUCH SCREEN CONTROLS

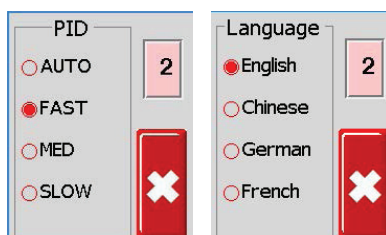


SPECIFICATIONS

User Interface	Full Color LCD Touch Screen
Display Size	2" (51mm) - 176 x 200 pixels
Control Algorithm	APS (Adaptive Process System)
Power Control	Phase Angle & Burst Firing Modes (Time Proportional, Zero-Crossing)
Control Accuracy	+/- 0.5°C (1°F)
Display Resolution	1 (°C or °F)
Power Response Time	8.3 ms at 60 Hz
Temperature Scale	°C or °F (Software Selectable)
Thermocouple	J or K-Type (Software Selectable)
Operating Range	0 - 472°C (32 - 882°F)
Output Voltage (Max)	264 VAC
Supply Voltage	200/240V 3P Delta or 380/415V 3P Star with Neutral (480V, 3P with optional transformer)
Frequency	50 - 60 Hz Automatic Switching
Ambient Temperature Range	5 - 45°C (41 - 113°F)
Humidity Range	Up to 95% non-condensing
Ground Fault Detection	40mA per Zone
Alarm Output	Closing Contact Relay 5A, 230V (Max)
T/C Connector	Various Options Available
Power Connector	Various Options Available
Input Protection	63mA Nano Fuses on Both T/C Legs
Overload Protection	Semi-conductor fuses on both legs
Heater Fuses	15A @ 220V Fast Blow Type
Control Modes	Closed Loop (Auto), Open Loop (Manual)
Languages	English, Chinese, German, French
Dimensions	15 x 25 x 8.5cm (6" x 10" x 3")

INCLUDES:

- 3m (10') Hardwired Cable
- Han10A Connector
- Quick Start Guide



CAPABILITIES

Control Features

APS (Adaptive Process System)
Phase Angle, Burst Firing
Infield Calibration Mode
Thermocouple Slave (Manual)
Auto Standby/Alarm Output to Machine
T/C Auto/Man Kick-Off
Wet Heater Bakeout
T/C Filtering
Circuit Breaker Sized to Load

Protection Features

On-Board Load Fuses
On-Board T/C Fuses
Soft Start
Continuous Ground Fault Detection
Current Measurement
Overload Protection
Short Circuit Protection
Plastic Leak Detection (Manual)

Operational Features

Auto/Manual Control
Zone "on", "off"
Boost/Standby (Manual)
Menu "Auto Save"

Alarms

Zone Alarm Configure
(+) High Temperature
(-) Low Temperature
T/C Open (remembered % output)
T/C Reversed
Open Fuse
Open Heater
Shorted Heater/Wet
Ground Fault Detection
Plastic Leak Detection